



GLOVE SIZING CHART

OPTION 1

1. PRINT CHART

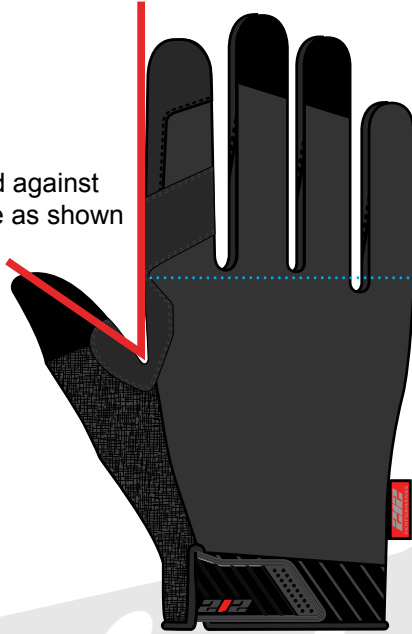
2. PLACE YOUR HAND FLAT ON THE CHART BELOW

Align your hand on the red line.

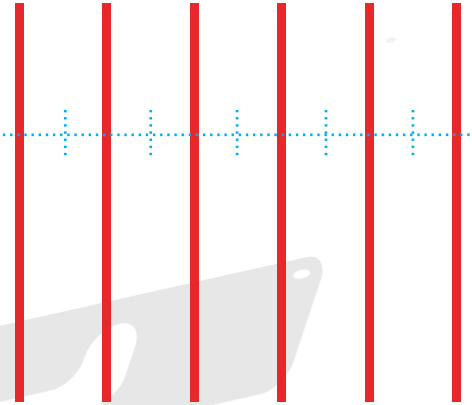
3. MEASURE THE WIDTH OF YOUR HAND

With your right hand on the chart, choose the size that sits closest to the outside edge of your hand.

Place hand against the red line as shown



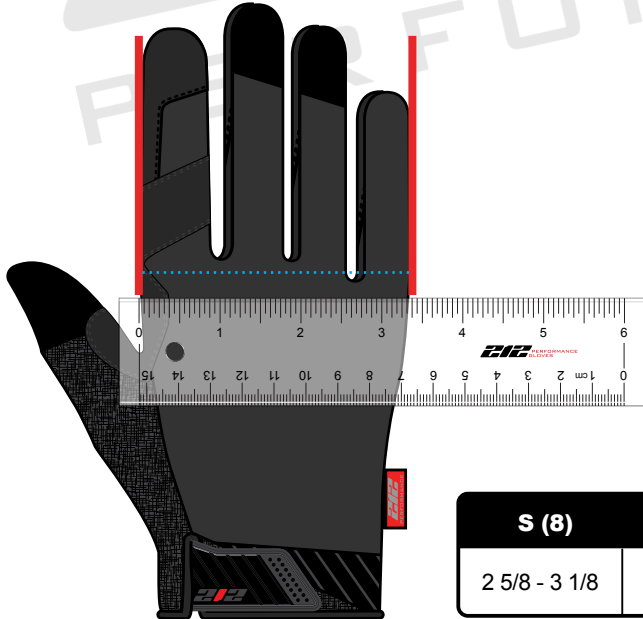
US: S M L XL XXL XXXL
EUR: 8 9 10 11 12 13



OPTION 2

1. GET A MEASURING TAPE

With your hand on a measure tape, not including your thumb, compare the measurement to the size chart below to find your glove size.



S (8)	M (9)	L (10)	XL (11)	XXL (12)	XXXL (13)
2 5/8 - 3 1/8	3 1/8 - 3 1/2	3 1/2 - 3 15/16	3 15/16 - 4 7/16	4 7/16 - 4 13/16	4 13/16 - 5 1/8



THIS DRAWING IS THE INTELLECTUAL AND EXCLUSIVE PROPERTY OF 212 PERFORMANCE INC. IT IS LOANED ON THE UNDERSTANDING THAT THE DRAWING, ANY TECHNICAL SPECIFICATIONS, DESIGN FEATURES OR INFORMATION CONTAINED HEREIN WILL NOT BE DISCLOSED, GIVEN TO ANY PERSON/ENTITY, REPRODUCED OR COPIED, BE IT DIRECTLY OR INDIRECTLY, IN WHOLE OR IN PART, OR USED FOR THE MANUFACTURE OF ANY PART SHOWN HEREIN EXCEPT BY THE WRITTEN ORDER OF 212 PERFORMANCE INC. ACCEPTANCE OF THIS DRAWING WILL BE CONSTRUED AS ACCEPTANCE OF THE FOREGOING CONDITIONS. ALL RIGHTS RESERVED.